











1.2.3: Average percentage of students enrolled in Certificate/ Add-on programs
as against the total number of students during the last five years

2020-21	2019-20	2018-19	2017-18	2016-17
136	102	24	0	0

Sr. No.	Year	Name of the Certificate Course	Enrollment Document Link
1	2018-19	Marketing management	
1	2019-20	Marketing management	
2		Bee keeping	
3		Electronic instrumentation	
4		Horticulture technology	
5		Web designing	
1	2020-21	Marketing management	
2		Bee keeping	
3		Electronic instrumentation	
4		Horticulture technology	
5		Web designing	